

COVID-19 temporary loan repayment deferral data for October 2020

Wednesday 11 November 2020 (SYDNEY): Commonwealth Bank (CBA) today provides an update on COVID-19 temporary loan repayment deferral data for the month of October 2020. Key data is attached in chart form and is summarised in the table below.

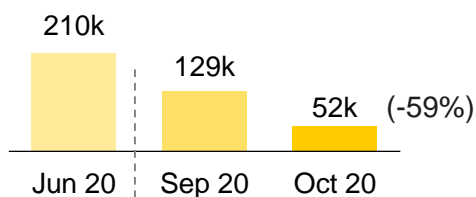
CBA temporary loan repayment deferrals¹ as at 31 October 2020 (rounded totals)

Total Loan Deferrals	<ul style="list-style-type: none"> • There has been a net reduction in total loan deferred facilities of 59% during the month of October, representing a monthly net reduction in deferred balances of ~\$21bn. • 89,800 facilities either expired, exited or extended deferral during October, representing balances of ~\$26bn. • New approved deferrals totalled \$4.6bn in October, of which \$4.5bn were an extension of an existing deferral. • Approximately 52,000 loans remained in deferral as at 31 October 2020, down 75% from the total as at 30 June 2020 (210,000).
Home Loan Deferrals	<ul style="list-style-type: none"> • There has been a net reduction in deferred home loan facilities of 51% during the month of October, representing a monthly net reduction in deferred balances of ~\$18bn. • 9,300 facilities have been granted an extension of their deferral arrangement for a period of up to 4 months². Victoria continued to account for the largest proportion of monthly deferral extensions (39%). • Approximately 45,600 home loans remained in deferral as at end October (balances ~\$19bn). Of these 27% are due to expire and exit in November (balances \$4.8bn)⁸, subject to possible extension². • Of the 158,000 total home loan deferrals approved between March 2020 and 31 October 2020, 22,000 remain on their initial deferral arrangements. Of the remainder, 23% have extended their deferral period (for up to 4 months), 73% have returned to making full repayments, 4% have been provided further assistance and <1% have been impaired.
SME Loan Deferrals	<ul style="list-style-type: none"> • There has been a net reduction in deferred SME loan facilities of 87% during the month of October, representing a monthly net reduction in deferred balances of \$2.5bn. • Approximately 4,200 SME loans remained in deferral as at end October (balances \$1.5bn). Of these, 31% are due to expire and exit in November (balances \$0.5bn)⁸, subject to possible extension². • Of the 83,000 total business loan deferrals³ approved between March 2020 and 31 October 2020, ~1,000 remain on their initial deferral arrangements. Of the remainder, 3% have extended their deferral period (for up to 4 months), 95% have returned to making full repayments, 1% have been provided further assistance, and 1% have been impaired and downgraded.

CBA temporary loan repayment deferrals¹

Total deferrals (facilities, '000s)

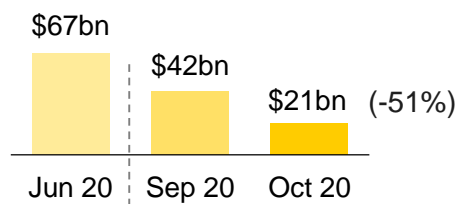
Rounded totals



Facilities	Jun 20	Sep 20	Oct 20	Mth Mvt
Home loans	125	93	46	-51%
SME ⁴	69	31	4	-87%
Other ⁵	16	5	2	-48%
Total	210	129	52	-59%

Total deferrals (balances, \$bn)

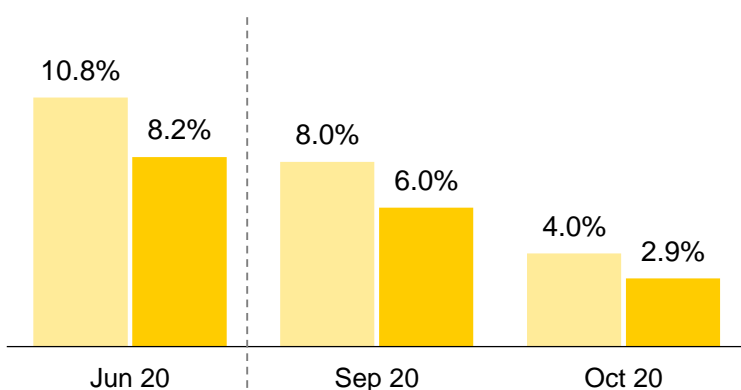
Rounded totals



Balances	Jun 20	Sep 20	Oct 20	Mth Mvt
Home loans	49	37	19	-49%
SME ⁴	15	4	1.5	-62%
Other ⁵	3	1	0.5	-50%
Total	67	42	21	-51%

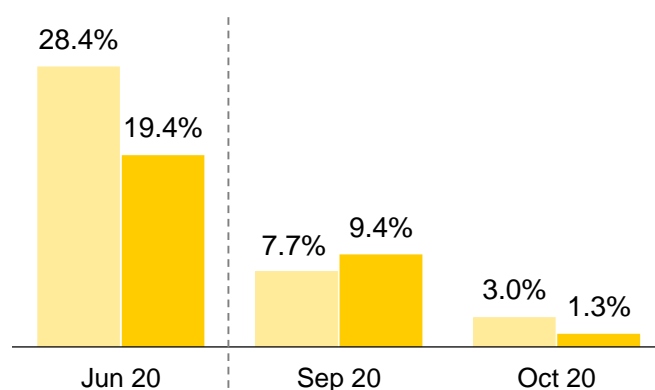
Home lending deferrals

■ % of total home loan balances ■ % of total home loan facilities




SME lending deferrals⁴

■ % of total SME balances ■ % of total SME facilities



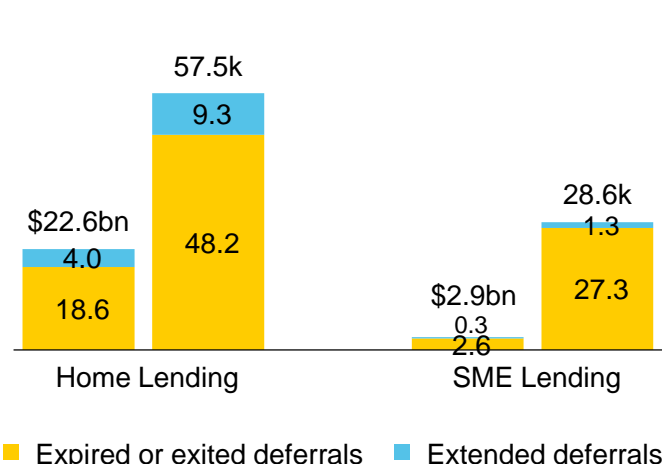
Movement in total deferral⁶

Month of October



Expired, exited or extended deferrals⁶

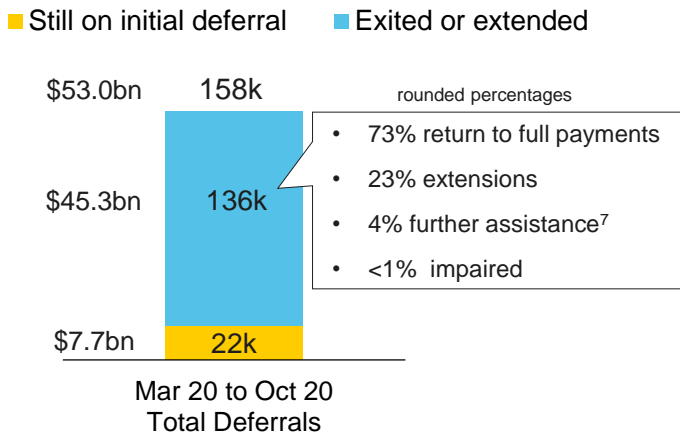
Month of October



CBA temporary loan repayment deferrals¹

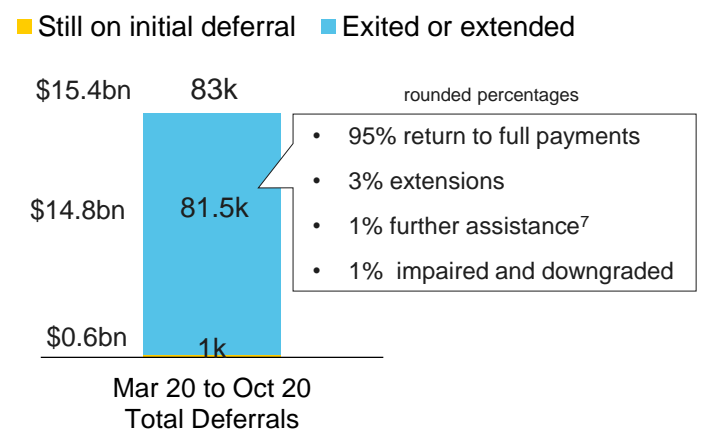
Profile of loans ever in deferral – home loans

CBA product view¹



Profile of loans ever in deferral – business loans³

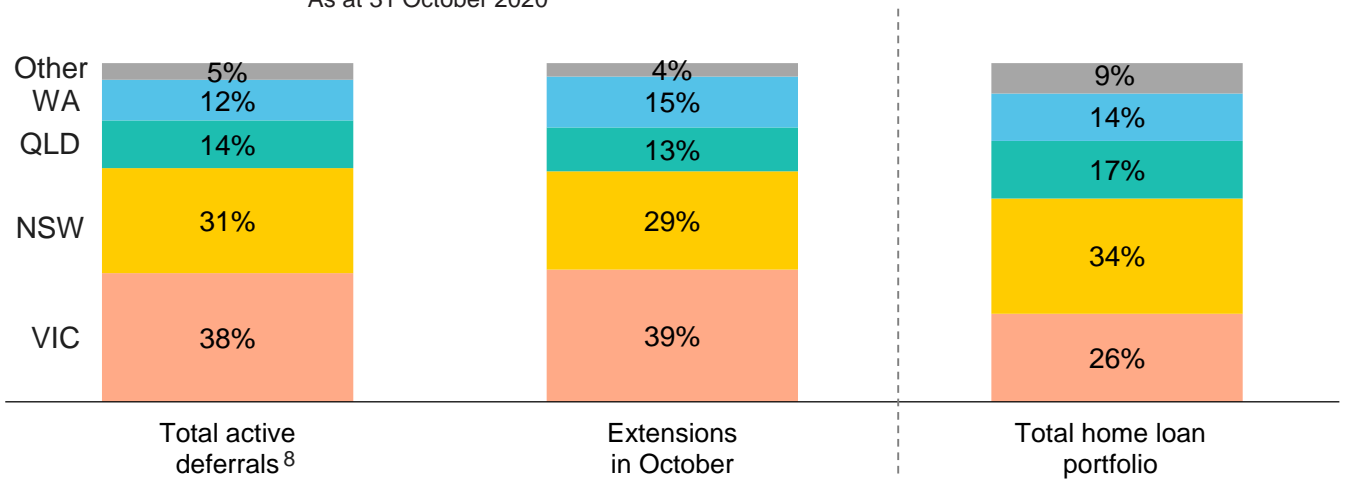
CBA product view¹



Active home loan deferrals - by State

(%, balances)

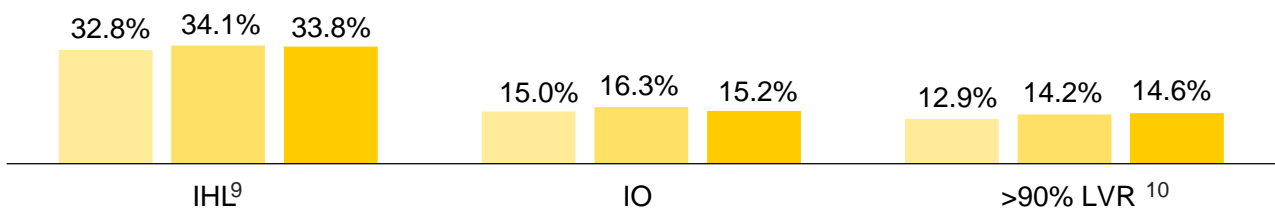
As at 31 October 2020



Active home loan deferrals – profile⁸

% of total active home loan deferral balances

■ Jul 20 ■ Sep 20 ■ Oct 20



Footnotes

1. COVID-19 temporary loan repayment deferral data as reported to APRA (unless noted otherwise), based on the domestic lending book with segmented reporting for housing and SME lending (defined as lending to clients with total loan facilities up to \$10m). All reporting to APRA is submitted on a best endeavours basis. Data is categorised and reported based on predominant loan purpose, which differs to a product-based categorisation (Product View) used in the preparation of the Group's financial results. Together with other definitional and classification differences noted against specific metrics and as outlined in footnotes below, this results in some differences in reported deferral numbers relative to APRA reporting. For reference, key metrics under both APRA reporting definitions and the CBA Product View are shown where relevant.
2. Deferral extensions subject to eligibility criteria. Extension periods of up to 4 months for a maximum total deferral period of 10 months from the start of the repayment deferral, or until 31 March 2021, whichever comes first.
3. Total business lending deferral balances, including exposures >\$10m (ex Institutional Lending, ex SME Government Guarantee loans).
4. Includes asset finance leases. SME Government Guarantee loans are excluded from SME loan deferral totals from July 2020. October movement reflects a large volume of Asset Finance exposures exiting as auto-deferrals expired.
5. 'Other' includes home loans with a predominant personal purpose and non-SME business loans (>\$10m).
6. New or extended loan deferrals include deferrals where an extension has been granted in the month. Expired, exited or extended deferrals include deferrals exited in the month or where an extension has been granted in the month.
7. Includes loans that have switched to interest only, hardship assistance and voluntary sales.
8. Excludes loan deferrals that do not receive capital concession.
9. Per APRA's EFS data collection, 'Investment housing loan' refers to a loan to a household for the purpose of housing where the funds are used for a residential property that is not owner-occupied and is not the principal place of residence.
10. Current LVR as per APS112 definition. This differs from Dynamic LVR numbers reported in the Group's financial results, which reflect collateral values updated monthly. Movement reflects proportionally fewer deferral exits from the higher LVR segment.

Important Information

The material in this announcement is general background information about the Group and its activities current as at the date of the announcement, 11 November 2020. It is information given in summary form and does not purport to be complete. It is not intended to be relied upon as advice to investors or potential investors and does not take into account the investment objectives, financial situation or needs of any particular investor. Investors should consult with their own legal, tax, business and/or financial advisors in connection with any investment decision.

This release of this announcement was authorised by the Continuous Disclosure Committee.

Danny John
Media Relations
02 9118 6919
media@cba.com.au

Melanie Kirk
Investor Relations
02 9118 7113
CBAInvestorRelations@cba.com.au

